



# Student assessment survey report 2018-19

Department of Education



# Background

New student assessment and reporting practices were introduced in June 2017. The Department of Education surveyed parents at 11 schools during the 2018-19 school year following one full school year using the new assessment and reporting practices.

Schools were given the option to implement the new assessment and reporting practices in the 2017-18, 2018-19 or 2019-20 school years. Changes to how schools assess and report to parents include how report cards look and how schools informally update parents through ways such as phone calls, e-mails and in-person meetings. The 11 schools were chosen because they started implementing these changes in 2017-18 and parents had experienced one full school year with the new assessment and reporting practices. The parents from other Yukon schools will be surveyed in 2020 and 2021. This report will be updated with those results as data becomes available.

## Engagement process

### **Purpose**

We asked parents at the 11 participating schools their thoughts on these new assessment and reporting practices following their experience with them over one full school year. The goal of the survey was to identify areas where the department and schools can improve the implementation of these assessment and reporting practices to ensure we are meeting the needs of students and families.

### **Process**

The results of this survey were brought to the Assessment Committee, a group of educators and partners in education that have supported the implementation of these new assessment and reporting practices for review and to identify where further support may be provided to schools and teachers moving forward. The survey results

are being provided back to schools to support their reporting on student learning to parents during the 2019-20 school year.

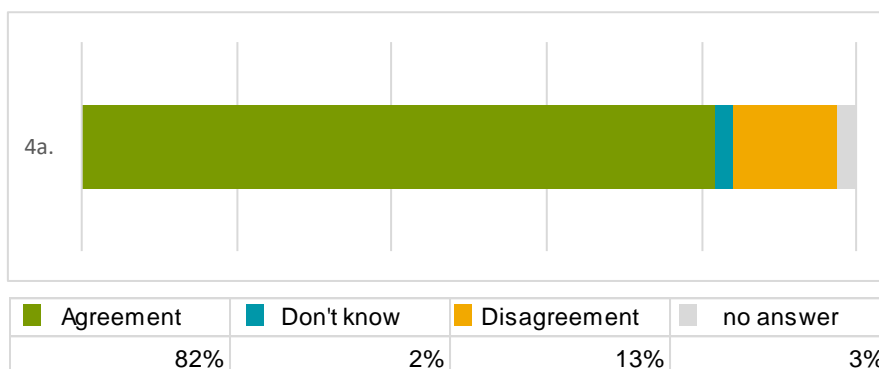
## What we heard

The survey was completed by 459 respondents, with 89.5% participation from the six Whitehorse area schools. The other 10.5% of participants were from the five rural schools surveyed.

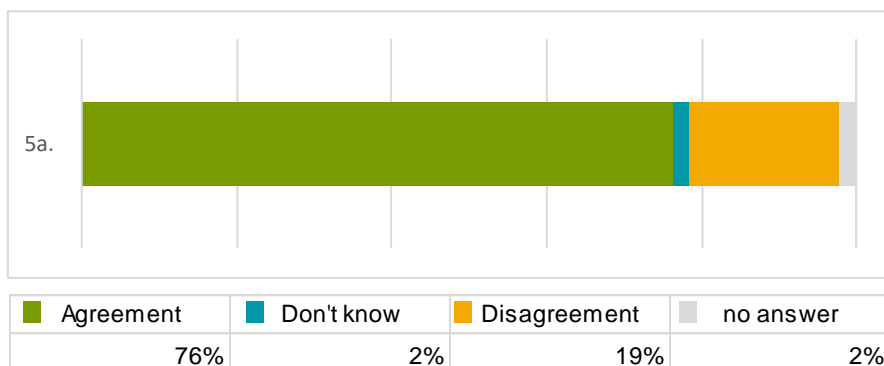
Of the 459 respondents, 39.5% were from École Whitehorse Elementary School and 24% were from Jack Hulland Elementary School. The other 36.6% of respondents came from the other 9 schools surveyed.

Results for specific questions are below.

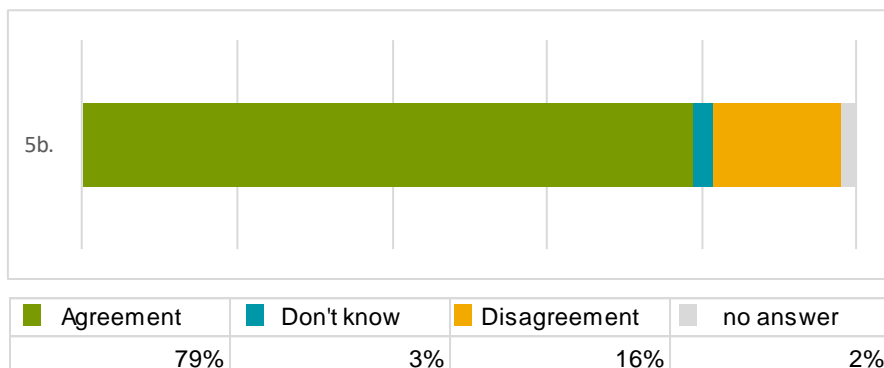
- 4a. My school clearly explains the schedule for updating me on my child's learning at the beginning of the school year (including when I will have a meeting with the teacher, when I will receive a report card and when I will receive other updates).**



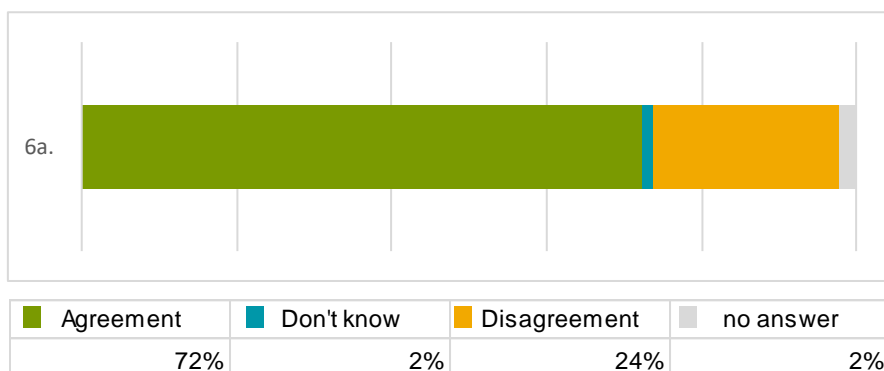
**5a. I am satisfied with the comments and other feedback my school has sent me on the informal written reports.**



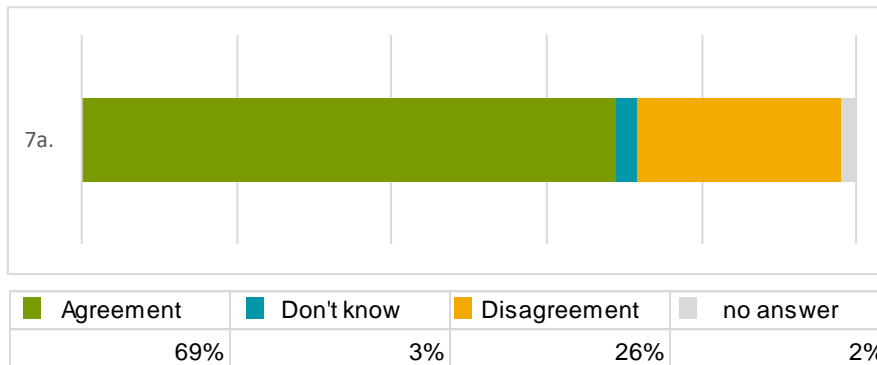
**5b. I am satisfied with the comments and other feedback my school has sent me on the formal report cards.**



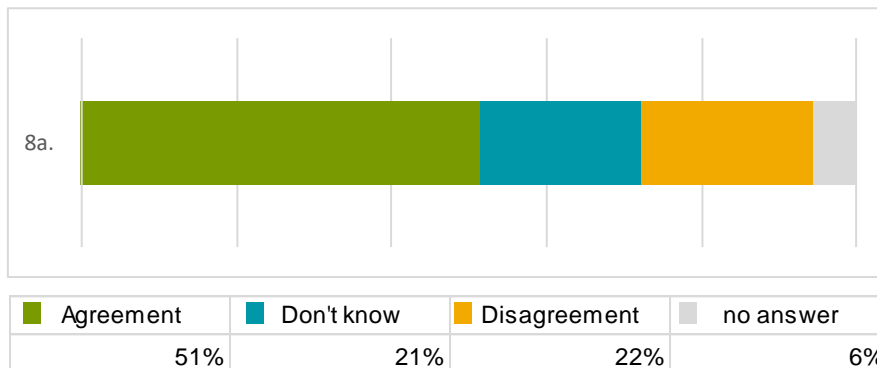
**6a. I am satisfied with my school's effort to tell me about my child's work habits and behaviour at school.**



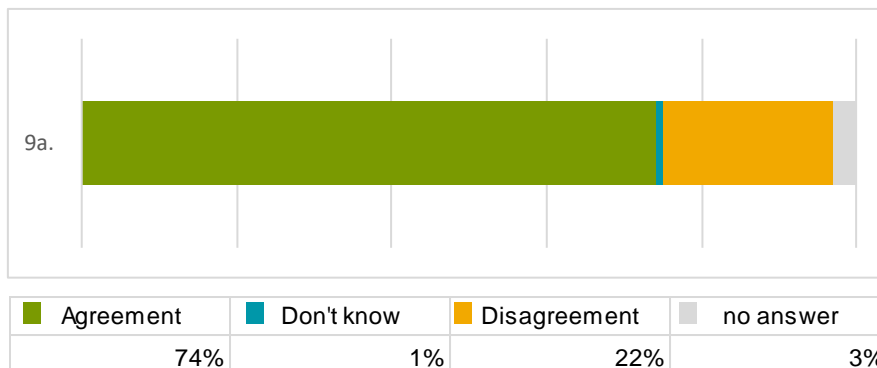
**7a. My school is providing clear information on the next steps my child needs to take in their learning.**



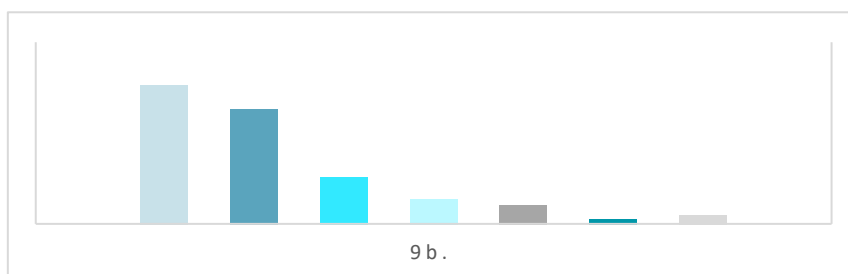
**8a. I am satisfied with the quality of the self-assessment on the final report card.**



**9a. My school is providing regular updates on my child's learning.**



**9b. My preferred way of getting updates on my child's learning (other than report cards) is:**

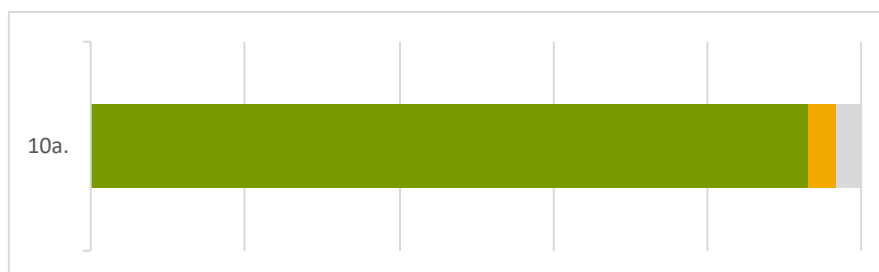


In-person	E-mail	Student Portfolio	Phone Call	Other	Don't know	no answer
39%	32%	13%	7%	6%	2%	3%

**Themes other answers:**

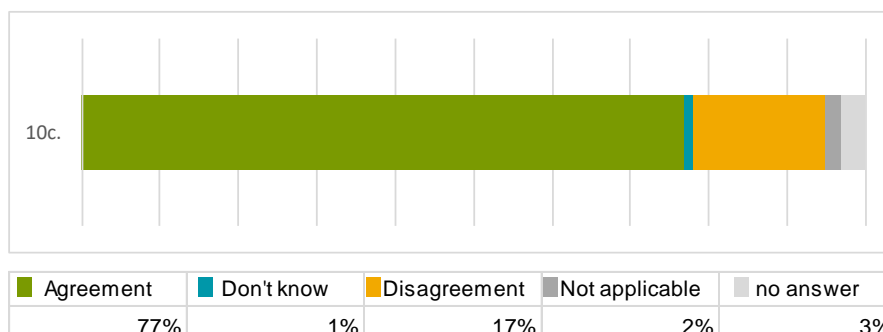
Fresh Grade  
 Combination of all  
 Any way  
 Checklist  
 Class Dojo  
 Combination E-Mail / In-person  
 Error regarding responses for this question  
 Formal report card  
 Phone call / In-person meeting  
 Remind App  
 Depends on situation  
 Online account  
 Phone call / e-mail  
 only if child has difficulties  
 Written  
 Student portfolio / E-Mail  
 Text message

**10a. Did you attend a parent-teacher meeting (also referred to as a student-led conference, goal-setting conference or a portfolio night at some schools)?**

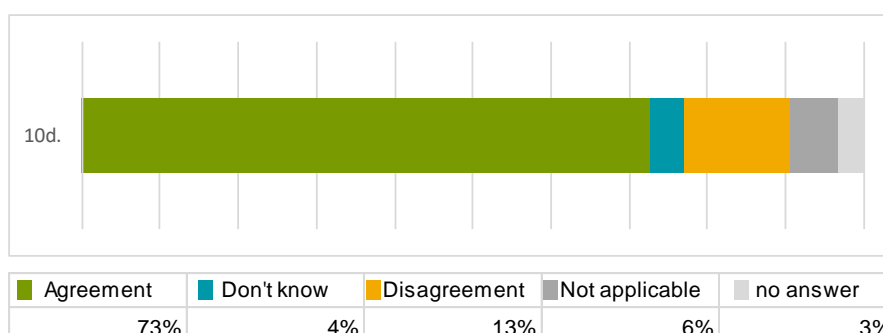


Yes	No	no answer
93%	3%	3%

**10c. I am satisfied with the parent-teacher meeting (also referred to as a student-led conference, goal-setting conference or a portfolio night at some schools).**



**10d. I am satisfied with the student portfolio my school shared (whether in-person or digitally).**



## Comments

Parents were also asked to provide comments on what they would like to see more of on informal reports, at parent-teacher meetings and on student portfolios.

In their comments, parents expressed their desire to learn more about the next steps their child needs to take in their learning, how they can help at home and for more information on their child's behaviour at school, including work habits, interaction with peers and their social-emotional learning.

Parents also expressed the desire for clearer and more personalized comments on report cards, more in-depth conversations with teachers at parent-teacher meetings

and a stronger example of academic progress highlighted in student portfolios that have been shared.

### **What's next?**

We will be surveying the schools that started implementing the new assessment and reporting practices in the 2018-19 and 2019-20 school years in 2020 and 2021. This is to ensure we are hearing from parents.

## **Participation**

### **Engagement methods**

A survey was open from February 4-March 4, 2019 and sent to parents at the eleven schools chosen to participate:

- Grey Mountain Primary School
- Hidden Valley Elementary School
- Jack Hulland Elementary School
- Kluane Lake School
- Nelnah Bessie John School
- Takhini Elementary School
- Khàtinas.àxh Community School
- Watson Lake Secondary School
- Johnson Elementary School
- Whitehorse Elementary School
- École Émilie Tremblay

### **Participation by the numbers**

The survey was completed by 459 respondents, with 89.5% participation from the six Whitehorse area schools. The other 10.5% of participants were from the five rural schools surveyed. Of the 459 respondents, 39.5% were from École Whitehorse Elementary School and 24% were from Jack Hulland Elementary School. The other 36.6% of respondents came from the other 9 schools surveyed.

### **Notification**

Information was sent out directly to parents by e-mail, newsletters and hardcopies home with report cards. At some schools, parents were provided the survey at parent-teacher meetings. Follow-up notices were sent by e-mail and provided in newsletters. Notices were also sent to School Councils to encourage participation from their school communities.